

YEAR 10 REVISION INTENSIVE

MASTER YOUR MOCKS

Name: _____

CONTENTS:

- General advice regarding revision
- Examples of useful revision techniques
 - Blank Timetable
 - Subject specific information

Year 10 Mock Exam Timetable 2024

Date	Time	Subject
Wed 5 June	In Class	Spanish Listening (Walderslade)
Thur 6 June	In Class	Spanish Speaking (Walderslade)
	In Class	French Listening (Walderslade)
Fri 7 June	In Class	French Speaking (Walderslade)
Mon 10 June	All day	Photography (Greenacre only)
Tue 11 June	All day	Fine art
Wed 12 June	All day	Textiles
	In Class	French Speaking (Greenacre 10Fr1 and 10Fr2)
Thur 13 June	All day	Photography (Walderslade only)
	In Class	Spanish Speaking (Greenacre)
	In Class	French Speaking (Greenacre 10Fr3)
Fri 14 June	In Class	French Listening (Greenacre 10Fr1, 10Fr2, 10Fr3)
	In Class	Spanish Listening (Greenacre)
Mon 17 June	09:00	Maths Paper 1
	11:20	Spanish Reading
	11:20	Sport (Walderslade only)
Tue 18 June	09:00	Science Paper 1
	11:20	Child Development
	11:20	Business (Greenacre only)
Wed 19 June	09:00	Spanish Writing
	11:20	Maths Paper 2
Thur 20 June	09:00	Food and Nutrition
	09:00	Sport (Greenacre only)
	11:20	Science Paper 2
Fri 21 June	09:00	English Literature
	11:20	Health and Social Care
	11:20	French Reading
Mon 24 June	09:00	Maths Paper 3
	11:20	Geography
Tue 25 June	09:00	Science Paper 3
	11:20	Psychology
	11:20	Engineering
Wed 26 June	09:00	English Language
	11:20	History
Thur 27 June	09:00	French Writing
	11:20	Computer Science
	11:20	Sociology
Fri 28 June	09:00	Construction

Welcome

This booklet is aimed at both students and parents; to help, prepare for and successfully face the Year 10 mock exams. The exams taking place are outlined in the first page of this booklet. Not all will be relevant to you/your child.

This booklet contains the following:

- General revision advice: where, when and most importantly *how* to revise.
- Examples of useful revision techniques.
- A revision timetable you can copy and use.
- A page of specific exam and revision information for every subject.

This booklet is available on the school website - go to 'Parents' then 'Exam Information'.

"I've decided I should do some revision – what do I do next?"

1. Get the domestics right

Sort out **where** you are going to revise, making sure that you are away from distractions. Make sure you have revision materials to hand: revision guides, A4 paper, note cards, highlighter pens, post-its. If not, go out and buy them or order from Amazon, but don't take too long over it and don't overthink it. You don't need much!

2. Find out what you need to revise

The last thing you want to do is spend time revising material that isn't going to be in the exam. Mock exams don't often cover EVERYTHING... they are usually reduced or shorter versions of the real exams.

Check in the pages at the back of this booklet that you know what is coming up in your mock exams. Your teacher should also have told you what to revise. Make sure that you have class notes on all the relevant topics. If not, get them from a friend or ask your teacher – we are here to help.

3. Draw up a revision timetable

They might not work for everyone, but in general, if you have a routine and can stick to it, revision is easier. See the section in this booklet on revision timetable planning.

4. Start.

Go on.... Just get on with it. No more excuses!

5. Review what you're doing

After revising, always ask yourself: was that a useful revision session? What have I improved in? Was it good use of time? What notes have I got to show for it? Do my notes make sense a) to me and b) to others? If someone else can't understand them, then the topic probably isn't very clear in your own head.

Revision techniques

“I’m doing the revision but I just can’t remember the stuff!”

We all learn differently and hopefully you have started to become aware of how you learn best. There are many different learning styles and multiple types of intelligence and you might already have a good idea of what works for you. The most important thing is variety – try several of the techniques below:

- NOTE-TAKING (summarising or condensing material, neat, colour-coded and 'key words' underlined)
 - makes you concentrate
 - helps understanding because you rewrite them in your 'own words'
 - helps to link topics
 - gives visual presentation
 - helps to keep you on task
 - helps you remember
 - makes revision less daunting, as there seems to be 'less' to revise
 - can be recorded on REVISION CARDS (see below for examples)
- KEYWORDS (often unlock memory; can be done on computer)
- MNEMONICS & ACRONYMS (abbreviations for key words; will increase long term memory)
- SPEAKING OUT ALOUD (talking to yourself; pretend you are teaching the lesson)
- POST-IT NOTES
- RECORDING NOTES
- SPIDER DIAGRAMS
- MIND-MAPS
- WEB-BASED REVISION (see subject pages for useful websites)
- Q & A CARDS
- PAST PAPER QUESTIONS (Exam boards have past paper questions and mark schemes on the websites. Google AQA, OCR or Edexcel – check your exam boards in the subject pages at the back of this booklet)
- USING INTERACTIVE TOOLS – eg:
<https://www.thenational.academy/teachers/key-stages/ks4/subjects>

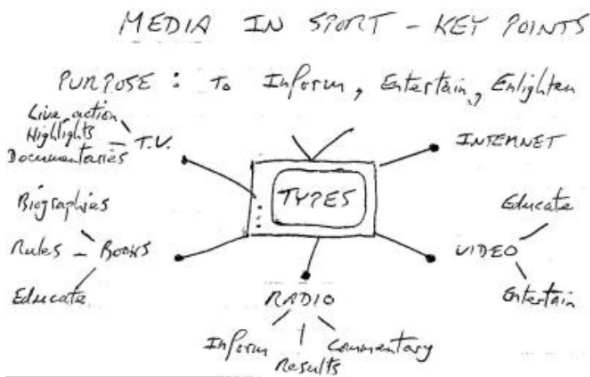
Revision Cards - https://www.youtube.com/watch?v=3xze-a_4uHw

Revision cards are a very useful way of revising and recording key points from each sub-topic within each subject. This means you can revise from brief notes rather than files, exercise books or textbooks. If these are in place now then they will be ready for you when you need them in Year 11.

Suggestions for use:

- o Postcard size revision cards with a margin at the top (different colours per subject)
- o 2 – 5 cards with bullet point information or drawings for each topic
- o 2 – 3 cards with exam questions and answers.

Below are some examples based on the media in sport.



Design your cards to suit your needs and the specific exams you're taking.

Why not use different colour cards for different topics? Or colour code your actual notes?

EFFECTS OF MEDIA COVERAGE

GOOD	BAD	UGLY
<ul style="list-style-type: none"> • Promotes new sports • Informs of speed • Generates finance • Creates feedback for participants • Role models 	<ul style="list-style-type: none"> • Pressure on officials • Sports may decline if coverage is low • Reduces attendance • Schedules dictated by T.V. 	<ul style="list-style-type: none"> • Publicises poor behaviour • Create a win at all cost attitude

MEDIA IN SPORT EXAM QUESTIONS

1. +VE EFFECTS OF MEDIA ON ATTENDANCE
 - May increase interest for people to elite performers or world champions.
 - Role models seen on TV may increase participation, therefore higher membership.
2. UNDERSTANDING PERFORMANCE
 - Plays stats to identify a fault - video
 - Health + fitness - heart rate monitor

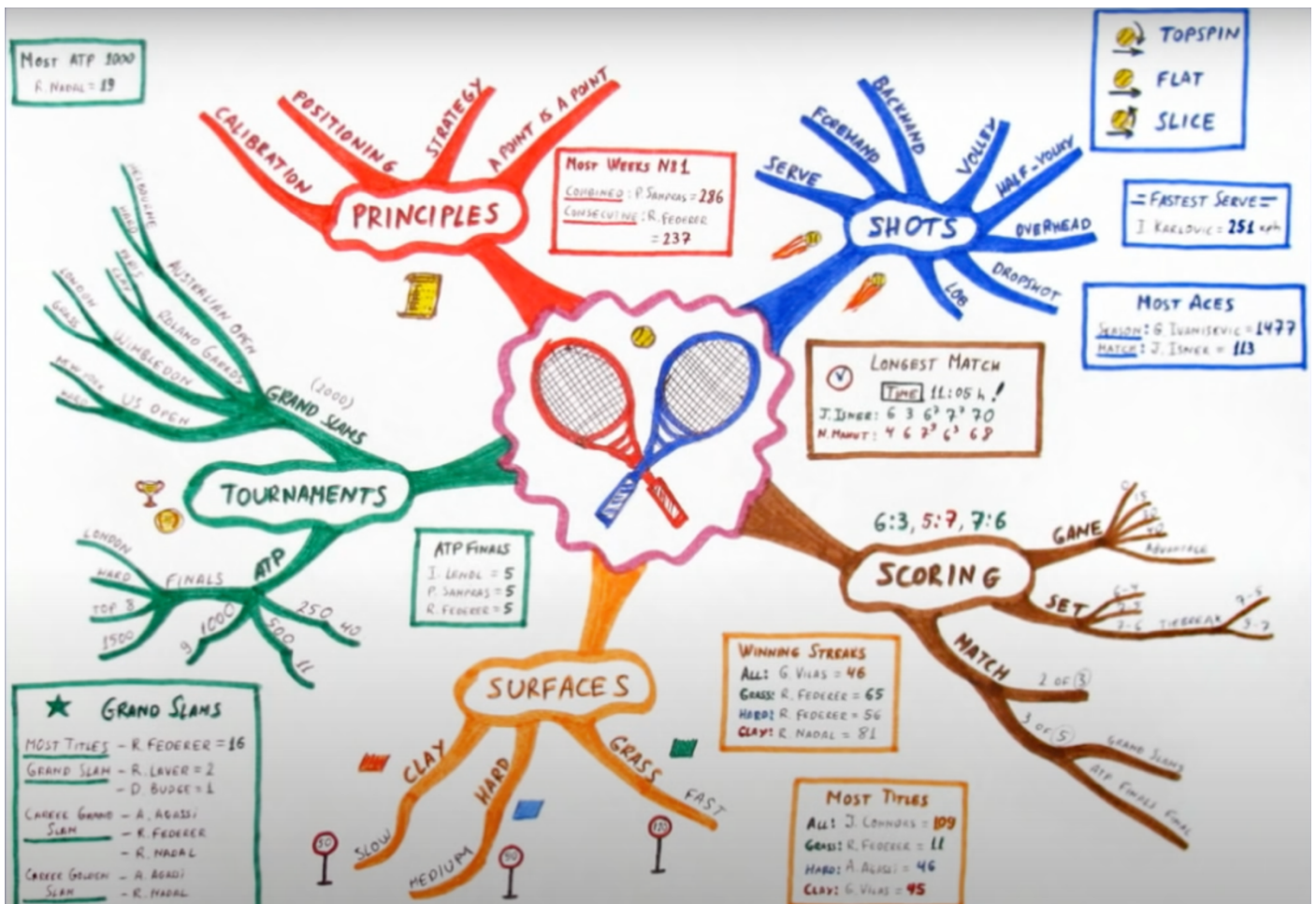
Get a friend or member of the family to test you, using your revision cards.

*“He just sits in front of the computer!
How do I know if he’s revising properly?”
(One for the parents)*

Bitesize/The Oak Academy and other revision sites can be really useful, but also have their dangers. Is the stuff you are learning even relevant to your mock exams? Is it the right exam board? Is it at the right level, Foundation or Higher? Will your own exam questions be in the same format? Does it help you remember information? More information to help you here at the back of this booklet.

Mind maps: <https://www.youtube.com/watch?v=oY4sUQzXJ1g>

Below is a reminder of the elements you need in a successful mind map. If it works for you, use it.



Revision Timetable

Tips for success:

<https://www.theexamcoach.tv/the-blog/how-to-make-a-revision-timetable-that-works>

- Timetables must be realistic and workable – if you aren't keeping to it, don't give up or beat yourself up. Just ask yourself why it isn't working and change it.
- Write **breaks and rewards** into your timetable. Research shows that your concentration decreases after 45 minutes. Just getting up and going to make a drink can be a useful break.
- Start by filling in the activities (after school clubs, events, half term activities) you already have planned and then schedule revision around that.
- Don't forget to eat!
- Study different subjects on the same day.
- The timetable for the weekend doesn't mean 12 hours of revision each day... plan your activities and try to fit in 2 or 3 hours on Sat and Sun.
- Start gradually and build up the number of hours: you cannot work at 100% from now until the exams
- Make sure you have something concrete to show for each revision session: notes, cards, exam exercises, mind maps etc. Looking at Bitesize for an hour is not effective revision.
- Get a good night's sleep, as this improves mental awareness.

Mr Orange is a motivational speaker and coach who gives some good tips on how to revise and stay motivated. He might help you...

Youtube channel: <https://www.youtube.com/channel/UC-pL7vgSBkCXq607iIPTTXw>

Website: <https://www.thespeakerwiththeorangetie.com/>

Stick to your timetable – it really does work!

This one is for term time:

	4						
Monday							
Tuesday							
Wednesday							
Thursday							
Friday							
	9	10	11	12	1	2	3
Saturday							
Sunday							
	7	6.30	6	5.30	5	4.30	4

This one is for half term:

	9	10	11	12	1	2	3
Monday							
Tuesday							
Wednesday							
Thursday							
Friday							
Saturday							
Sunday							

Copy these sheets as many times as you need them. And if they aren't working – tear them up and start a new one.
Make it realistic for you; make it work.

Subjects and topics to revise

The information over the next few pages may have already been given out by subject teachers in your lessons. This booklet aims to guide further by giving all information for each subject on one page.

The following subjects have given over exam content and specific revision advice/resources:

- Business Studies
- Child Development
- Computer Science
- Construction
- English Language
- English Literature
- Food and Nutrition
- French
- Geography
- History
- Health and Social Care
- Maths
- Psychology
- Science
- Sociology
- Spanish
- Sport

Some advice...

Please see the mocks as a positive experience and a chance to really hone your revision and exam techniques. They are also a chance for us to figure out what we need to cover before you start Year 11.

If you have any concerns regarding your mocks or you're struggling with ways to revise please speak to your form tutor, Head of Year, find me or speak to your subject teacher. We are all here to help you.

You should be taking the mocks seriously but try not to stress too much. Use this as a positive experience and as a chance to find out how you revise best.

You should save any notes you take in a folder ready for next year and the real thing.

Make sure you are organised and get plenty of rest in-between revision sessions.

Good luck and stay organised,

Ms Neave
Assistant Headteacher

<p>Year 10 Mock June 2024</p>	<p align="center">AQA GCSE Business Studies</p>
<p>Exam Format</p>	<p>AQA GCSE Business Studies – 1 X 1 hour 45 min exam Paper 1: <ol style="list-style-type: none"> 1. Business In The Real World 2. Influence On Businesses 3. Business Operations A full copy of the syllabus can be downloaded from the examining board's web site.</p>
<p>Revision Advice</p>	<ul style="list-style-type: none"> • Use the workbooks that have been provided for you to revise, go over the topics covered and make revision cards to test yourself and a partner • Use the CGP revision guides which have been provided to you for additional reading around topics. Read and understand, don't just skip to questions without reading the theory around it. • Use past papers from your end of term assessments. • How to revise Padlet – padlet.com/mrsingh1/revise
<p>Revision Resources (Useful Websites, Podcasts, YouTube videos/Channels)</p>	<p>The best resources for revision are:</p> <ul style="list-style-type: none"> • Seneca • Paper 1 Padlet – padlet.com/mrsingh1/gcsebusiness • A3 knowledge organisers • Your in-class work • CGP books

<p>Year 10 Mock June 2024</p>	<p>CHILD DEVELOPMENT OCR Cambridge National Level 1 /Level 2</p>
<p>Exam Format</p>	<p>1.15 hour exam R057 'Health and well-being for child development'.</p> <p>Topics covered:</p> <ul style="list-style-type: none"> • Pre-conception health and reproduction • Antenatal care and preparation for birth • Postnatal checks, postnatal care and the conditions for development • Childhood illnesses and the child-safe environment <p>A full copy of the syllabus can be downloaded from the examining board's web site.</p>
<p>Revision Advice</p>	<ul style="list-style-type: none"> • Use your class notes to revise, go over the topics covered and make revision cards to test yourself and a partner. • Use the revision materials on your child development class Teams pages and those sent to you on email by your teacher. • Use past papers and the assessments you have sat this year in class. • Create posters and maps of the different topics.
<p>Revision Resources Useful Websites Podcasts YouTube videos/Channels Social Media</p>	<p>The best resources for revision are:</p> <ul style="list-style-type: none"> • The exam syllabus, available from the OCR website ocr.org.uk • Your class notes in your exercise book • Cambridge National Child development J809 book ISBN 978-1-3983-5120-2 • Cambridge National in Child Development Digital Student Book (2 Years) ISBN 978-1-0091-2571-0

<p>Year 10 Mock June 2024</p>	<p align="center">OCR GCSE Computer Science</p>
<p>Exam Format</p>	<p>OCR GCSE Computer Science - 1 X 1.5 hour exam Paper 1:</p> <ul style="list-style-type: none"> • Systems Architecture • Memory • Storage • Wired and wireless networks • Network topologies, protocols and layers • System security • System software • Ethical, legal, cultural and environmental concerns <p>A full copy of the syllabus can be downloaded from the examining board's web site.</p>
<p>Revision Advice</p>	<ul style="list-style-type: none"> • Use the workbooks that have been provided for you to revise, go over the topics covered and make revision cards to test yourself and a partner • Use the CGP revision guides which have been provided to you for additional reading around topics. Read and understand, don't just skip to questions without reading the theory around it. • Use past papers from your end of term assessments • Use the flashcards that have been provided for you. • How to revise Padlet – padlet.com/mrsingh1/revise
<p>Revision Resources (Useful Websites, Podcasts, YouTube videos/Channels)</p>	<p>The best resources for revision are:</p> <ul style="list-style-type: none"> • CSUK Revise • Seneca • Paper 1 Padlet – padlet.com/mrsingh1/paper1 • Craig N Dave YouTube channel • Computer Science UK YouTube channel • A3 knowledge organisers • Your in-class work

<p>Year 10 Mock June 2024</p>	<p>Eduqas Constructing the Built Environment Unit 1 exam</p> <p>This assessment contributes 40% to the overall qualification grade. This unit introduces learners to the construction sector and the type of professional and trade roles and activity that is undertaken. The learner will explore the different types of buildings and structures that the built environment forms. Sustainability and the impact of the built environment on the local community is explored along with reduction measures that can be employed.</p> <p>Mock paper will cover Unit 1 topics:</p> <ul style="list-style-type: none"> ○ 1.1 The sector ○ 1.2 The built environment life cycle ○ 1.3 Types of building and structure ○ 1.4 Technologies and materials ○ 1.5 Building structures and forms ○ 1.6 Sustainable construction methods ○ 1.7 Trades, employment and careers ○ 1.8 Health and safety <p>A full copy of the syllabus can be downloaded from the Eduqas web site. https://www.eduqas.co.uk/media/ogzj1pc0/wjec_l1-2-vocaward-ta_construction-and-the-built-environment_specification-e-02-11-23.pdf Page 10-27 for unit 1 exam content</p>
<p>Exam Format</p>	<p>All students will sit an exam paper which is one hour and thirty minutes long. The paper is worth 80 marks and comprises objective responses, short and extended answer questions based around applied situations. Learners may be required to use stimulus material to respond to questions.</p>
<p>Revision Advice</p>	<ul style="list-style-type: none"> <input type="checkbox"/> Read through the specification and underline areas you are unsure of. Pay special attention to those sections. <input type="checkbox"/> Your exercise book – pay attention to the targets and comments made by your teacher. <input type="checkbox"/> Decide what you find hardest and make up revision resources and questions you think the examiner may ask. <input type="checkbox"/> Revisit knowledge organisers from each term this year <input type="checkbox"/> Revisit and identify key words and terms that will help you elevate your answers
<p>Revision Resources Useful Websites Podcasts YouTube videos/Channels Social Media</p>	<ul style="list-style-type: none"> <input type="checkbox"/> Try past paper questions <input type="checkbox"/> Use your knowledge organisers and complete the tasks inside these <input type="checkbox"/> Complete knowledge organiser quizzes again to repeat questioning <input type="checkbox"/> Check teams for revision pack or ask your teacher for a revision pack <input type="checkbox"/> Use revision pack on teams to make flash cards with questions on the back <input type="checkbox"/> Revision book: Amazon ISBN -978-1-86085-754-6 <input type="checkbox"/> Use the WJEC blended learning modules https://resources.wjec.co.uk/Pages/SearchResources.aspx go on the drop down to 'Built environment'

<p>Year 10 Mock June 2024</p>	<p>English Language - EXAM BOARD = AQA</p>
<p>Exam Format</p>	<p>AQA Language Paper 1: Explorations in creative reading and writing 1 hour, 45 minute exam</p> <p><u>Reading (40 marks) (25%)– one single text</u></p> <ul style="list-style-type: none"> • 1 short form question (1 x 4 marks) • 2 longer form questions (2 x 8 marks) • 1 extended question (1 x 20 marks) <p><u>Writing (40 marks) (25%)</u></p> <ul style="list-style-type: none"> • 1 extended writing question (24 marks for content, 16 marks for technical accuracy)
<p>Revision Advice</p>	<p>Use the revision materials that have been provided for you to learn key knowledge, quotations and vocabulary.</p> <p><u>To do this you could:</u></p> <ul style="list-style-type: none"> • Make a set of revision cards with expectations for each question • Create a mind-map of techniques and terminology • Revise key punctuation by writing sentences about an image <p><u>You could also:</u></p> <ul style="list-style-type: none"> • Use revision guides to make your own revision posters • Complete past papers that follow recommended exam timings
<p>Revision Resources Useful Websites Podcasts YouTube videos/Channels Social Media</p>	<p>The best resources for revision are: Mr Bruff: https://www.youtube.com/@mrbruff Stacey Raey: https://www.youtube.com/@staceyraey AQA website: https://filestore.aqa.org.uk/resources/english/specifications/AQA-8700-SP-2015.PDF</p>

<p>Year 10 Mock June 2024</p>	<p>English Literature - EXAM BOARD = AQA</p>
<p>Exam Format</p>	<p>AQA Literature Paper 1: Shakespeare and 19th century text 1 hour, 15 minute exam</p> <p>The exam is split into two sections: Section A: Shakespeare – 30 marks + 4 SPaG marks Section B: 19th Century text – 30 marks</p> <p>You will be marked on the following Assessment Objectives: AO1: Read, understand and respond to texts. Students should be able to: maintain a critical style and develop an informed personal response use textual references, including quotations, to support and illustrate interpretations. AO2: Analyse the language, form and structure used by a writer to create meanings and effects, using relevant subject terminology where appropriate. AO3: Show understanding of the relationships between texts and the contexts in which they were written. AO4: Use a range of vocabulary and sentence structures for clarity, purpose and effect, with accurate spelling and punctuation</p>
<p>Revision Advice</p>	<p>Use the revision materials that have been provided for you to learn key knowledge, quotations and vocabulary.</p> <p><u>To do this you could:</u></p> <ul style="list-style-type: none"> • Make a set of revision cards with quotations for each character • Create a mind-map of contextual information for each text • Revise key terminology by practising the look-cover-write-check method <p><u>You could also:</u></p> <ul style="list-style-type: none"> • Use CGP revision guides to make your own revision posters • Complete past papers that follow recommended exam timings (50 minutes per question)
<p>Revision Resources Useful Websites Podcasts YouTube videos/Channels Social Media</p>	<p>The best resources for revision are: Mr Bruff: https://www.youtube.com/@mrbruff Stacey Raey: https://www.youtube.com/@staceyraey AQA website: https://www.aqa.org.uk/subjects/english/gcse/english-literature-8702/assessment-resources?f.Resource+type%7C6=Question+papers</p>

<p>Year 10 Mock June 2024</p>	<p>Food Preparation and Nutrition EDUQAS GCSE Food Preparation and Nutrition (C560P1)</p>
<p>Exam Format</p>	<p>All students will sit an exam paper which is one hour and forty-five minutes long. The paper is worth 100 marks and comprises multiple choice, structured, closed short answer and open responses questions.</p> <p>Mock paper will cover paper all topics: Topics 1-6</p> <ul style="list-style-type: none"> ○ Food commodities ○ Principles of nutrition ○ Diet and good health ○ The science of Food ○ Where food comes from ○ Cooking and food preparation <p>A full copy of the syllabus can be downloaded from the EDUQAS web site.</p>
<p>Revision Advice</p>	<ul style="list-style-type: none"> <input type="checkbox"/> Read through the specification and underline areas you are unsure of. Pay special attention to those sections. <input type="checkbox"/> Your exercise book <input type="checkbox"/> Use your Knowledge Organiser pack. Read it, make revision cards, lists or spider diagrams. Use pictures and colour if it helps. <input type="checkbox"/> Decide what you find hardest and make up questions you think the examiner may ask. Check your answers with the revision guide. <input type="checkbox"/> Try past paper questions.
<p>Revision Resources Useful Websites Podcasts YouTube videos/Channels Social Media</p>	<ol style="list-style-type: none"> 1. The exam syllabus, available from the EDUQAS website. 2. The KO given to you in lesson 3. Seneca and BBC bitesize are useful. 4. TEAMS 5. Past Papers 6. Any revision aids you made. 7. Speak to your subject teacher

<p>Year 10 Mock June 2024</p>	<p>French AQA GCSE specification (code 8658)</p> <p>There will be three mock papers (reading, writing, listening) and a short conversation (speaking) about the topics studied this year (units 1-5):</p> <ul style="list-style-type: none"> ○ Me, my family and friends ○ Technology in everyday life ○ Free-time activities ○ Customs and festivals ○ Home, town, neighbourhood and region
<p>Exam Format</p>	<p>The reading paper includes reading comprehension questions in English, to be answered in English or non-verbally (1, 2, 3 or A, B, C). It also includes questions in French, to be answered in French, and a translation into English.</p> <p>In the writing paper there are four tasks: A description of a photo, a 40-words task, a 90-words task, and a translation into French. Some students will be encouraged to complete the 150-word task (Higher Tier).</p> <p>The listening paper contains mainly multiple choice questions and filling the gaps activities about different conversations in an audio.</p> <p>Finally, for the speaking task, students will hold a short conversation in French with their teachers about a chosen topic prepared in advance.</p>
<p>Revision Advice</p>	<ul style="list-style-type: none"> <input type="checkbox"/> Revise the vocabulary of each topic and ask someone to quiz you. You can make flashcards, revision cards or create your own vocabulary lists by topics. <input type="checkbox"/> Use the new words in sentences. <input type="checkbox"/> Complete the written tasks given by your teacher. Use the <i>sentence builders</i> if you need to. <input type="checkbox"/> Complete the tasks set on Kerboodle. <input type="checkbox"/> There are CGP revision guides for AQA GCSE French. Speak to your teacher if you need more information.
<p>Revision Resources Useful Websites Podcasts YouTube videos/Channels Social Media</p>	<p>The best resources for revision are:</p> <ol style="list-style-type: none"> 1. The resources provided by your French teacher (handouts, Knowledge Organisers, Verbs Mats, etc.) 2. The app Quizlet for vocabulary. 3. Kerboodle. 4. BBC Bitesize (French AQA). 5. The exam syllabus, available in the AQA website. <p>Let you teacher know if you need help or if you would like to attend Intervention sessions.</p>

<p>Year 10 Mock June 2024</p>	<p>Geography year 10 mock preparation – Greenacre Only</p> <p>Exam board: OCR Geography A GCSE</p> <p>The mock paper will cover everything in paper 1 (Living in the UK today). This covers all content that has been taught in lessons up to the beginning of term 5.</p> <p>The paper is split into three sections:</p> <ol style="list-style-type: none"> 1. Landscapes of the UK 2. People of the UK 3. UK environmental challenges <p>A full copy of the syllabus can be downloaded from the OCR website.</p>
<p>Exam Format</p>	<p>The mock exam will be in the format of a proper GCSE paper and will last 60 minutes. There will be a total of 60 marks available.</p> <p>The exam will consist of some multiple-choice questions, as well as 2, 3 and 4 mark questions in the same format we have practiced in class.</p> <p>The exam will also contain 3 case study questions (one in each section), similar to those that we practice regularly.</p>
<p>Revision Advice</p>	<ul style="list-style-type: none"> • Use your exercise books, knowledge organisers, revision guides and online materials (see below) to help you revise. • Create flashcards and mindmaps on each topic and test yourself on your knowledge. This will be really helpful for case studies. • Use the case study sheets we have used in class to also help you revise the case studies (these will also be in your revision guides) • Read through the specification and underline areas you are unsure of. Ask your teacher to clarify any parts that you need help with. • Listen to advice from your teacher in the lessons before the mocks as we will be completing practice questions and structuring answers to case study questions.
<p>Revision Resources Useful Websites Podcasts YouTube videos/Channels Social Media</p>	<ul style="list-style-type: none"> • The exam syllabus, available from the OCR website – Geography A GCSE. • Revision guide ‘My Revision Notes: OCR GCSE (9-1) Geography A’ – available from Amazon. • Seneca and BBC bitesize are also useful websites to use, please make sure you select the correct exam board. • Revision materials that you have prepared in class.


<p>Year 10 Mock June 2024</p>	<p>Geography year 10 mock preparation Walderslade Only</p> <p>Exam board: AQA Geography GCSE</p> <p>The mock paper will cover everything in that has been taught in year 10 so far. This will consist of two papers – paper 1 and 2</p> <p>Paper 1 – The living world and UK landscapes – 60 mins</p> <p>Paper 2 – Resource management and the urban world – 60 mins</p>
<p>Exam Format</p>	<p>The mock exams will last 60 mins each and follow a similar format to the real GCSE papers.</p> <p>Both exams will consist of some multiple-choice questions, as well as 2, 3 and 4 mark questions in the same format we have practiced in class.</p> <p>The exam will also contain some larger case study questions, similar to those that we practice regularly.</p>
<p>Revision Advice</p>	<ul style="list-style-type: none"> • Use your exercise books, revision guides and online materials (see below) to help you revise. • Create flashcards and mindmaps on each topic and test yourself on your knowledge. This will be really helpful for case studies. • Use the case study sheets we have used in class to also help you revise the case studies (these will also be in your revision guides). • Read through the specification and underline areas you are unsure of. Ask your teacher to clarify any parts that you need help with. • Listen to advice from your teacher in the lessons before the mocks as we will be completing practice questions and structuring answers to case study questions.
<p>Revision Resources Useful Websites Podcasts YouTube videos/Channels Social Media</p>	<ul style="list-style-type: none"> • The exam syllabus, available from the AQA website. • CGP revision guide – available from Amazon. • Seneca and BBC bitesize are also useful websites to use, please make sure you select the correct exam board. • Revision materials that you have prepared in class.

<p>Year 10 Mock June 2024</p>	<p>History (1) – Greenacre Students Only</p> <p>Edexcel GCSE Paper 1: Warfare and British Society, c1250-Present and London and the Second World War, 1939-45</p> <p>Mock paper will cover paper 1 topics:</p> <ul style="list-style-type: none"> ○ The nature and experience of warfare in 4 time periods (Medieval 1250-1500, Early Modern Period 1500-1700, Industrial Period 1700-1900 and Modern Period 1900- present day). ○ Nature of Warfare includes the development of weapons, tactics and the composition of the army. ○ Experience of Warfare includes the recruitment and training of soldiers and the impact of war on civilians. ○ Factors that allowed change: Science and Technology, Government Attitudes and Societal Attitudes. ○ The paper is testing students on their understanding of change/continuity over a period of time. ○ Case study battles (Battle of Falkirk, Battle of Agincourt, Battle of Naseby, Battle of Waterloo, Battle of Balaclava, Battle of the Somme and Iraq War). ○ London’s experience of the Blitz between 1939-1945. <p>A full copy of the syllabus can be downloaded from the Edexcel web site.</p>
<p>Exam Format</p>	<p>All students will sit an exam paper which is one hour and fifteen minutes long. The paper is worth 52 marks and comprises of 2 sections.</p> <p>Section A – London in the Second World War (3 Questions based on historical sources)</p> <p>Section B – Warfare and British Society (3 questions that involve longer extended writing)</p>
<p>Revision Advice</p>	<ul style="list-style-type: none"> ➤ A revision booklet will be given to all students that cover all necessary topics. ➤ Use the revision booklet to answer end of topic quizzes. ➤ Use the revision booklet to identify areas/time periods that you are confident/least confident with to target revision. ➤ Use the revision booklet to create flash cards, topic posters, mind maps and revision materials to practice knowledge retrieval. ➤ Use the revision booklet to attempt exam questions.



<p>Year 10 Mock June 2024</p>	<p>History (1) – Walderslade Students Only Edexcel GCSE Paper 3: Weimar and Nazi Germany, 1918-39</p> <p>Mock paper will cover paper 3 topics:</p> <ul style="list-style-type: none"> ➤ The Weimar Republic (the set up, the problems they faced and the impact of their actions) ➤ Reasons for growth in support for the Nazi Party in the year 1924-28. ➤ How did Hitler become the Fuhrer of Germany in 1933? <p>A full copy of the syllabus can be downloaded from the Edexcel web site.</p>
<p>Exam Format</p>	<p>All students will sit an exam paper which is one hour and twenty minutes long. The paper is worth 52 marks and comprises of questions to do with historical sources, extended writing and interpretation analysis.</p>
<p>Revision Advice</p>	<ul style="list-style-type: none"> ➤ A revision booklet will be given to all students that cover all necessary topics. ➤ Use the revision booklet to answer end of topic quizzes. ➤ Use the revision booklet to identify areas/time periods that you are confident/least confident with to target revision. ➤ Use the revision booklet to create flash cards, topic posters, mind maps and revision materials to practice knowledge retrieval. ➤ Use the revision booklet to attempt exam questions.
<p>Revision Resources Useful Websites Podcasts YouTube videos/Channels Social Media</p>	<p>YouTube: ‘flipyourhistory’ page has got a playlist dedicated to this unit.</p> <p>https://www.youtube.com/@flipyourhistory5186/playlists</p> <p>Revision Booklet (this will be given to students and a virtual copy will be online)</p> <p>BBC Bitesize Edexcel Germany Unit</p> <p>https://www.bbc.co.uk/bitesize/topics/zymqwxs</p>

<p>Year 10 Mock June 2024</p>	<p>HEALTH AND SOCIAL CARE OCR Cambridge National Level 1 /Level 2</p>
<p>Exam Format</p>	<p>1.15-hour exam R032 'Principles of care in health and social care settings'</p> <p>Topics covered:</p> <ul style="list-style-type: none"> • Rights of service users • Person-centred values • Effective communication in health and social care setting • Safeguarding • Infection prevention • Safety and security procedures and measures <p>A full copy of the syllabus can be downloaded from the examining board's web site.</p>
<p>Revision Advice</p>	<ul style="list-style-type: none"> • Use your class notes to revise, go over the topics covered and make revision cards to test yourself and a partner. • Use the revision materials on your health and social care class Teams pages and those sent to you on email by your teacher. • Use past papers and the assessments you have sat this year in class. • Create posters and maps of the different topics.
<p>Revision Resources Useful Websites Podcasts YouTube videos/Channels Social Media</p>	<p>The best resources for revision are:</p> <ul style="list-style-type: none"> • The exam syllabus, available from the OCR website ocr.org.uk • Your class notes in your exercise book • Cambridge National in Health & Social Care (J835): Second Edition textbook • Cambridge National in Health and Social Care (J835) Exam Practice Workbook

<p>Year 10 Mock June 2024</p>	<p>AQA GCSE MATHEMATICS 8300</p> <p>GCSE Mathematics has a Foundation tier (grades 1 – 5) and a higher tier (grades 4 – 9) Content from any part of the specification may be assessed.</p> <p>1 Number 2 Algebra 3 Ratio, proportion and rates of change 4 Geometry and measures 5 Probability 6 Statistics</p> <p>The Topics Checklists for the End of Year assessments are attached.</p>
<p>Exam Format</p>	<p>What's assessed</p> <p>This mock exam will mirror the external GCSE maths examination papers. Students will take three mock papers at the same tier.</p> <p>Written exam:1 hour 30 minutes each paper Total of 80 marks from each paper</p> <p>Paper 1: non-calculator 1hr 30mins Paper 2: calculator 1hr 30mins Paper 3: calculator 1hr 30mins</p> <p>A full copy of the syllabus can be downloaded from the AQA website. https://www.aqa.org.uk/subjects/mathematics/gcse/mathematics-8300/specification-at-a-glance</p>
<p>Revision Advice</p>	<ul style="list-style-type: none"> • Read through the specification and underline areas you are unsure of. Pay special attention to those sections. • Your exercise book – Use your class exercise books for revision. Pay attention to the comments made by your teacher. • Highlight topics according to difficulty Levels. • Make use of Flashcards and Posters. There are formulae and equations in Maths that you need to learn. • Gather past questions about particular Topics. • Take a Timed Test of Past Papers. • Work Through the Questions with Friends. • Try past paper questions from tests done in school and from the AQA website.
<p>Revision Resources Useful Websites Podcasts YouTube videos/Channels Social Media</p>	<ul style="list-style-type: none"> • AQA GCSE Mathematics: Higher (Oxford Revise: Maths) Complete Revision and Practice ISBN-13 978-1382039833 • AQA GCSE Mathematics: Foundation (Oxford Revise: Maths) Complete Revision and Practice ISBN -978-1382039826 • Sparx maths https://sparxmaths.com/ • http://www.mrbartonmaths.com/ • https://corbettmaths.com • https://www.mathsgenie.co.uk • https://www.bbc.co.uk/bitesize/secondary

<p>Year 10 Mock June 2024</p>	<p>Psychology OCR GCSE Psychology (9-1)</p> <p>Mock paper will cover the following topics</p> <ul style="list-style-type: none"> ○ Research Methods ○ Criminal Psychology ○ Development (partial topic) ○ Memory (partial topic) <p>A full copy of the syllabus can be downloaded from the OCR website</p>
<p>Exam Format</p>	<p>All students will sit an exam paper which is one hour and thirty minutes long. The paper is worth 90 marks and comprises multiple choice, structured, closed short answer and open responses questions and 1 essay question (13 marks)</p> <p>Questions will be appropriate to topics that students have learned during the first year of their psychology studies.</p> <p>There will be a research methods question which may require students to complete some calculations therefore calculators are allowed in the exam</p>
<p>Revision Advice</p>	<ul style="list-style-type: none"> <input type="checkbox"/> Read through the specification and underline areas you are unsure of. Pay special attention to those sections that will be in the mock exam. <input type="checkbox"/> Your exercise book – make sure you take your exercise book home to revise from. <input type="checkbox"/> A Hodder Education ‘My revision notes for OCR GCSE Psychology (9-1)’ will be useful as a revision aid. <input type="checkbox"/> Revise topics that you find the trickiest first. Make sure that you learn the studies that are attached to theories. For every topic with the exception of research methods there are 2 studies. Please note that for partial topics, you will only be tested on studies and theories that you have learned in class.
<p>Revision Resources Useful Websites Podcasts YouTube videos/Channels Social Media</p>	<ol style="list-style-type: none"> 1. The exam syllabus, available from the OCR website. 2. Hodder Education ‘My Revision Notes’ for OCR GCSE Psychology (9-1) 3. The GCSE Pod site, Gojimo, Seneca and BBC bitesize are useful. 6. Past test papers that you have done throughout the course or can download from the OCR website. 7. Any revision aids you made as you prepared for your tests. 8. Your class notes and topic books that Mrs Croft has given you. <div style="display: flex; align-items: center; justify-content: space-between; margin-top: 20px;"> <div data-bbox="427 1753 667 2078" style="text-align: center;">  </div> <div data-bbox="727 1827 1428 1982" style="border: 1px solid black; padding: 10px; width: 60%;"> <p>My Revision Notes are available on Amazon and Ebay and cost between £3.00 - £7.00</p> </div> </div>

<p>Year 10 Mock</p> <p>Tuesday 18th June</p> <p>Thursday 20th June</p> <p>Tuesday 25th June</p>	<p>Science (1) AQA GCSE Combined science (8464)</p> <p>Biology mock paper will cover paper 1 topics: Topics 1-4</p> <ul style="list-style-type: none"> ○ Cell biology ○ Organisation ○ Infection and response ○ Bioenergetics – photosynthesis and respiration <p>Chemistry mock paper will cover paper 1 topics: Topics 8-12</p> <ul style="list-style-type: none"> ○ Atomic structure and periodic table ○ Bonding and structure ○ Quantitative chemistry ○ Chemical changes <p>Physics mock paper will cover paper 1 topics: Topics 18-21</p> <ul style="list-style-type: none"> ○ Energy ○ Electricity ○ Particle model ○ Atomic structure <p>A full copy of the syllabus can be downloaded from the AQA web site. https://www.aqa.org.uk/subjects/science/gcse/combined-science-trilogy-8464</p>
<p>Exam Format</p>	<p>All students will sit an exam paper which is one hour and fifteen minutes long. The paper is worth 70 marks and comprises multiple choice, structured, closed short answer and open responses questions. 20% of the paper involves mathematical skills including standard form, percentages, interpretation of tabulated data and graphs.</p> <p>During the course the students carry out required practical activities and there will be questions on experimental techniques on the paper.</p>
<p>Revision Advice</p>	<ul style="list-style-type: none"> <input type="checkbox"/> Read through the specification and underline areas you are unsure of. Pay special attention to those sections. <input type="checkbox"/> Use Seneca a free online revision tool that is great for reviewing knowledge and self quizzing https://senecalearning.com/en-GB/ <input type="checkbox"/> Try past paper questions from tests done in school and from the AQA website. <input type="checkbox"/> Use Teams where there are lots of revision aids and learning materials. <input type="checkbox"/> Condense knowledge into small chunks, use flashcards
<p>Revision Resources Useful Websites</p>	<ol style="list-style-type: none"> 1. The exam syllabus, available from the AQA website. 2. The red CGP revision guide is great – available at bookshops but more cheaply on Amazon 3. The GCSE Pod site, Gojimo, Seneca and BBC bitesize are useful. https://www.freesciencelessons.co.uk/ https://www.youtube.com/watch?v=3TD https://www.savemyexams.com/uG_oq5bs&list=PLGvD8d3gDHUXsfMr4XIE2MzkKaj_64vPx

<p>Year 10 Mock June 2024</p>	<p>Sociology AQA GCSE Sociology (9-1)</p> <p>Mock paper will cover the following topics</p> <ul style="list-style-type: none"> ○ Types of families and family diversity ○ The symmetrical family ○ Feminism and gender inequalities ○ Functions of the family ○ Education and gender ○ Education and class ○ Labelling ○ Functions of education <p>A full copy of the syllabus can be downloaded from the AQA website</p>
<p>Exam Format</p>	<p>All students will sit an exam paper which is one hour and thirty minutes long. The paper comprises multiple choice, structured, closed short answer and open responses questions and 4 essay question (12 marks)</p> <p>Questions will be appropriate to topics that students have learned during the first year of their sociology studies.</p>
<p>Revision Advice</p>	<ul style="list-style-type: none"> ○ Your exercise book – make sure you take your exercise book home to revise from. ○ Revise topics that you find the most difficult first. ○ Ensure that you know the theoretical ideas of Functionalism, Marxism and Feminism. ○ Use the revision materials on Teams. ○ Create posters and mind maps on the different topics.
<p>Revision Resources Useful Websites Podcasts YouTube videos/Channels Social Media</p>	<ol style="list-style-type: none"> 1. The exam syllabus, available from the AQA website. 2. Purchase the Collins revision guide. https://collins.co.uk/products/9780008535025 https://www.amazon.co.uk/GCSE-Sociology-Revision-Practice-Collins-ebook/dp/B07MXM4STB 3. Tutor 2U resources https://www.tutor2u.net/search?q=GCSE+sociology <div style="display: flex; align-items: center; justify-content: center;">   </div>

<p>Year 10 Mock June 2024</p>	<p>Spanish – Exam Board AQA Greenacre Students</p> <p>Reading, Writing, Listening and Speaking exam</p> <p>Mock paper will cover topics from units 1-5 of Theme 1</p> <p>A full copy of the syllabus can be downloaded from the AQA website.</p>
<p>Exam Format</p>	<p>All students will sit both the Reading, Writing and Listening Paper. There will be a speaking assessment on Family/Friends/relationships.</p> <p>Foundation Reading exam is 45 minutes. The paper is worth 60 marks and comprises of: Section A answer questions in English. Section B answer questions in Spanish and Section C a translation passage into English.</p> <p>Foundation Writing exam is 1 hour. The paper is worth 50 marks and comprises of: Photo 4 sentences. 40 word writing task. Translation from English to Spanish. Choose 1 of 2 90 word tasks.</p> <p>Foundation Listening exam is 35 minutes (including 5 mins reading time). The paper is worth 40 marks. Section A answer questions in English. Section B answer questions in Spanish. (this will be done in the classroom)</p> <p>Speaking exam. Questions on theme 1 (this will be done in the classroom)</p>
<p>Revision Advice</p>	<p>Revise verb conjugations in the past, present, and future. Adjectival agreement. Revise Adjectives/negatives/connectives Revise vocabulary on Topics mentioned above</p>
<p>Revision Resources Useful Websites Podcasts YouTube videos/Channels Social Media</p>	<ul style="list-style-type: none"> • Exercise Books • Handouts/knowledge organisers • Memrise / quizlet / Duolingo • BBC bitesize. • Revision guides. (for those of you who have them) • You tube – MySpanishTutor videos. • Language transfer app

<p>Year 10 Mock June 2024</p>	<p>Spanish – Walderslade Students AQA GCSE specification (code 8698)</p> <p>There will be three mock papers (reading, writing, listening) and a short conversation (speaking) about the topics studied this year (units 1-5):</p> <ul style="list-style-type: none"> ○ Me, my family and friends ○ Technology in everyday life ○ Free-time activities ○ Customs and festivals ○ Home, town, neighbourhood and region
<p>Exam Format</p>	<p>The reading paper includes reading comprehension questions in English, to be answered in English or non-verbally (1, 2, 3 or A, B, C). It also includes questions in Spanish, to be answered in Spanish, and a translation into English.</p> <p>In the writing paper there are four tasks: A description of a photo, a 40-words task, a 90-words task, and a translation into Spanish. Some students will be encouraged to complete the 150-word task (Higher Tier).</p> <p>The listening paper contains mainly multiple choice questions and filling the gaps activities about different conversations in an audio.</p> <p>Finally, for the speaking task, students will hold a short conversation in Spanish with their teacher about a chosen topic prepared in advance.</p>
<p>Revision Advice</p>	<ul style="list-style-type: none"> <input type="checkbox"/> Revise the vocabulary of each topic and ask someone to quiz you. You can make flashcards, revision cards or create your own vocabulary lists by topics. <input type="checkbox"/> Use the new words in sentences. <input type="checkbox"/> Complete the written tasks given by your teacher. Use the <i>sentence builders</i> if you need to. <input type="checkbox"/> Complete the tasks set on Kerboodle. <input type="checkbox"/> There are CGP revision guides for AQA GCSE Spanish. Speak to your teacher if you need more information.
<p>Revision Resources Useful Websites Podcasts YouTube videos/Channels Social Media</p>	<p>The best resources for revision are;</p> <ol style="list-style-type: none"> 6. The resources provided by your Spanish teacher (handouts, Knowledge Organisers, Verbs Mats, etc.) 7. The apps Quizlet or Duolingo for vocabulary. 8. Kerboodle. 9. BBC Bitesize (Spanish AQA). 10. The exam syllabus, available in the AQA website. <p>Let you teacher know if you need help or if you would like to attend Intervention sessions.</p>

<p>Year 10 Mock June 2024</p>	<p>NCFE Level 1/2 Technical Award in Health and Fitness 603/7007/5</p> <p>Sport - Greenacre Only</p> <p>Unit 01 Introduction to body systems and principles of training in health and fitness</p> <p>Mock paper will cover all topics covered in year 10:</p> <ul style="list-style-type: none"> • Skeletal system • Muscular system • Cardiovascular system • Respiratory system • Energy systems (aerobic & anaerobic) • Effects of exercise (short & long term) • Components of fitness • Diet & nutrition • Principles of training • Training methods • Rest & recovery • SMART targets <p>A full copy of the syllabus can be downloaded from the NCFE web site.</p>
<p>Exam Format</p>	<p>All students will sit an exam paper which is one hour and 30 minutes long. The paper is worth 80 marks and comprises multiple choice, structured, closed short answer and open responses questions.</p>
<p>Revision Advice</p>	<ul style="list-style-type: none"> • Read through the specification & topic list, underline areas you are unsure of. Pay special attention to those sections. • Your exercise book – pay attention to the targets and comments made by your teacher. • Complete the revision pack with knowledge organisers on each topic (focus on the topics you find most difficult first). • Complete practice questions within the revision pack.
<p>Revision Resources Useful Websites Podcasts YouTube videos/Channels Social Media</p>	<ol style="list-style-type: none"> 1. Resources available from the NCFE website: 2. https://www.ncfe.org.uk/qualification-search/qualification-detail/ncfe-level-12-technical-award-in-health-and-fitness-111 3. Your exercise books 4. Revision packs. 5. Qualification spec – found on the NCFE website: https://www.ncfe.org.uk/media/twlbdg2u/603-7007-5-qualification-specification-version-1-3.pdf

<p>Year 10 Mock June 2024</p>	<p>Sport Btec Tech Sport - Walderslade Only</p> <p>The Mock paper will cover the following topics</p> <ul style="list-style-type: none"> ○ Components of physical fitness ○ Components of skill related fitness ○ Examples of sports which use the above components of fitness and why ○ Types of Provision, characteristics, advantages and disadvantages of each. ○ Knowledge of technology related to sports performance
<p>Exam Format</p>	<p>All students will sit an exam paper which is forty-five minutes long. The paper is worth 35 and comprises multiple choice, short answers and response questions.</p>
<p>Revision Advice</p>	<ul style="list-style-type: none"> <input type="checkbox"/> Read through the revision pages given to you and underline areas you are unsure of. Pay special attention to those sections. <input type="checkbox"/> Your exercise book – pay attention to the targets and comments made by your teacher. <input type="checkbox"/> Read the revision pages, make revision cards, lists or spider diagrams. Use pictures and colour if it helps. <input type="checkbox"/> Decide what you find hardest and make up questions you think the examiner may ask. <input type="checkbox"/> Try past paper questions from tests done in school
<p>Revision Resources Useful Websites Podcasts YouTube videos/Channels Social Media</p>	<ol style="list-style-type: none"> 1. The exam syllabus, available from the Edexcel website 2. Past test papers that you have done throughout the course. 3. Any revision aids you made as you prepared for your tests. 4. Think of the practical lessons who have participated in, how to do they relate to your theory knowledge? 5. The Pearson Revision Book (coming later)