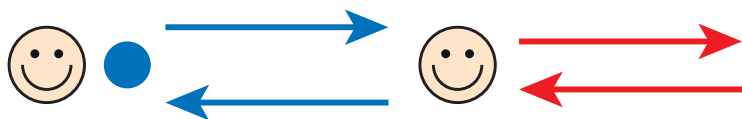


RESOURCE CARD: **NETBALL:** YEAR 3

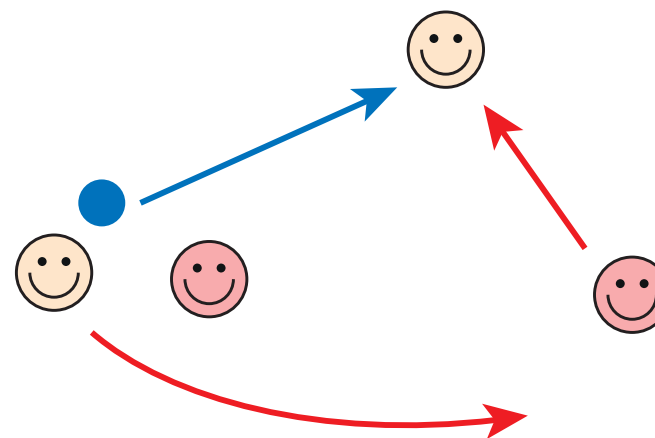
RELATES TO: **WEEK 1**

MAIN LESSON: DEVELOP



Pupils are to throw the ball up in the air which their partner has to catch.

GAME / COMPETITION: 2 V 2



KEY



Player



Ball



Where the ball moves to





Where the player moves to


RESOURCE CARD: NETBALL: YEAR 3

RELATES TO: WEEK 2

MAIN LESSON: SHORT PASSING



GAME / COMPETITION: PASSING ON THE MOVE





KEY

- Player
- Ball
- Where the ball moves to
- Where the player moves to

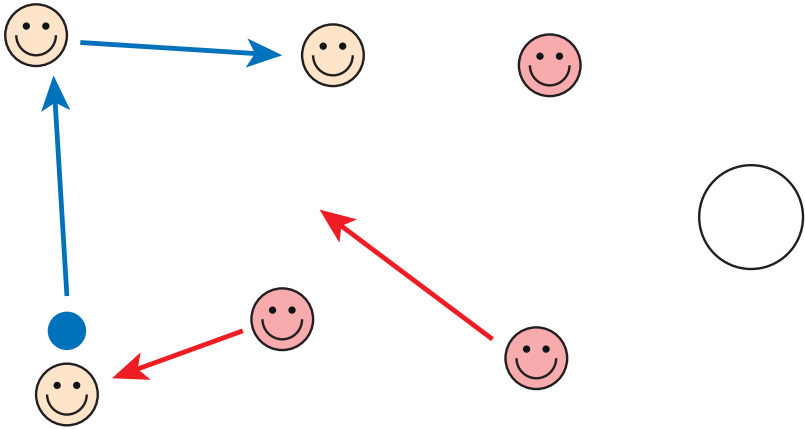
RESOURCE CARD: NETBALL: YEAR 3

RELATES TO: WEEK 3

MAIN LESSON: LONG PASSING



GAME / COMPETITION: 3 V 3



KEY



Player



Ball



Hoop



Where the player moves to

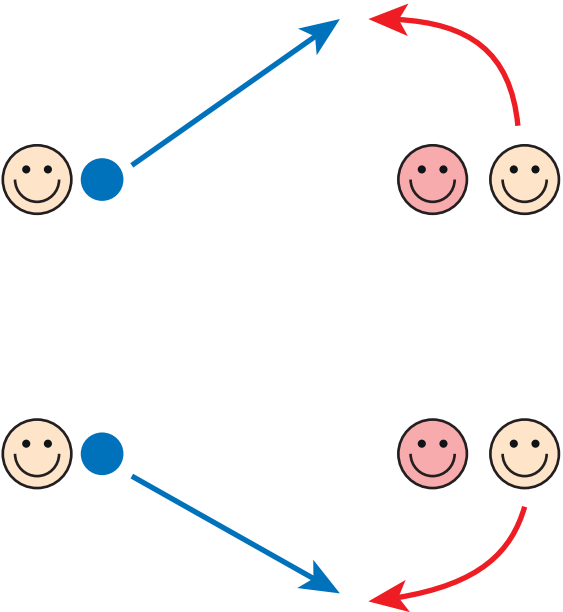


Where the ball moves to

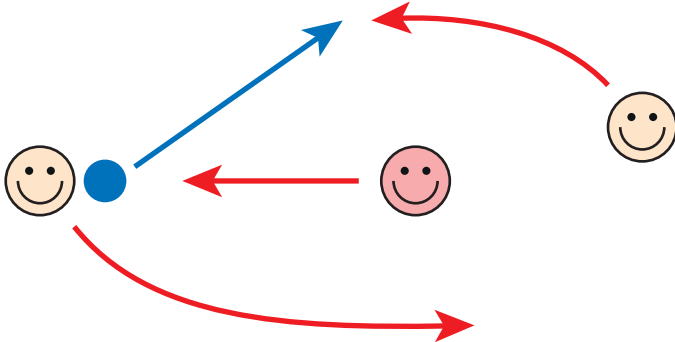
RESOURCE CARD: NETBALL: YEAR 3

RELATES TO: WEEK 4

MAIN LESSON: STRAIGHT DODGE



GAME / COMPETITION: PIGGY IN THE MIDDLE



KEY



Player



Ball



Where the ball moves to




Where the player moves to



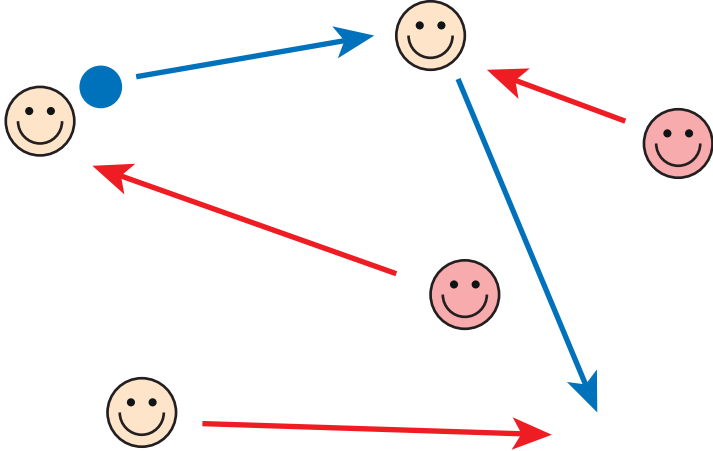
RESOURCE CARD: NETBALL: YEAR 3

RELATES TO: WEEK 5

MAIN LESSON: DEFENDING



GAME / COMPETITION: 3 V 2



KEY



Player



Ball



Where the ball moves to

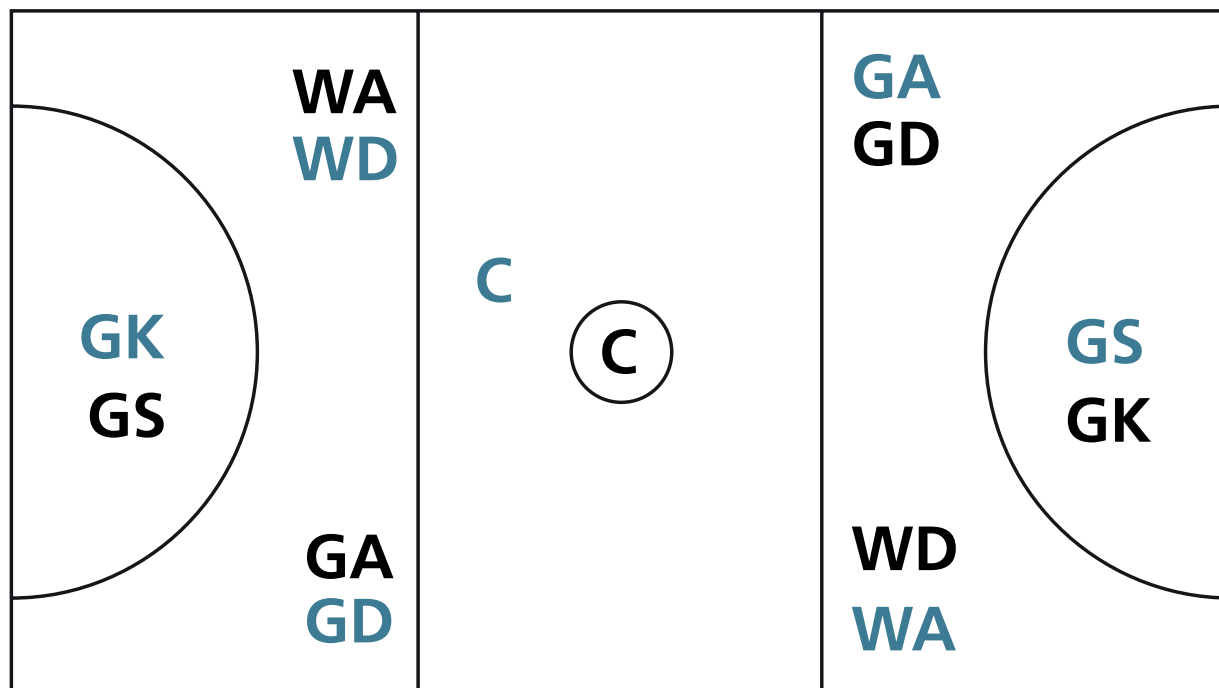


Where the player moves to

RESOURCE CARD: **NETBALL:** YEAR 3

RELATES TO: **WEEK 6**

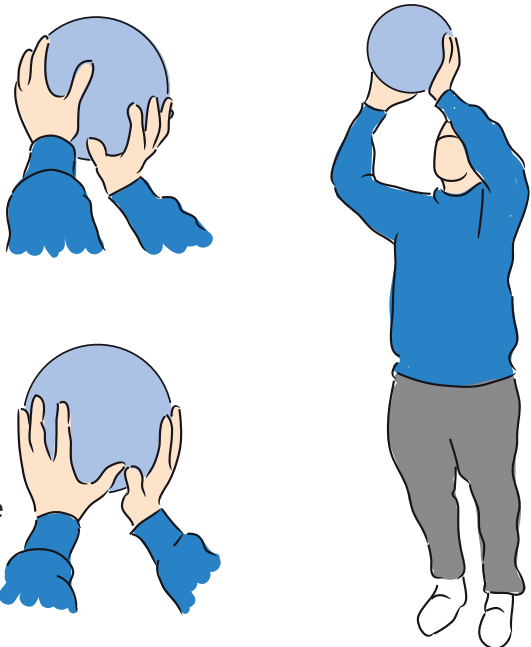
WARM UP: POSITIONS IN NETBALL



RESOURCE CARD: NETBALL: YEAR 3

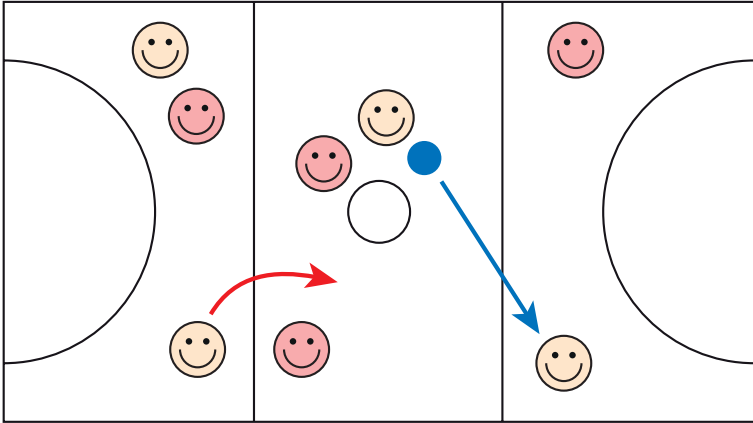
RELATES TO: WEEK 6

MAIN LESSON: SHOOTING



Differentiation:
Use this technique
for less-able
children.

GAME / COMPETITION: MINI TOURNAMENT



KEY



Player



Ball



Where the ball
moves to



Where the player
moves to