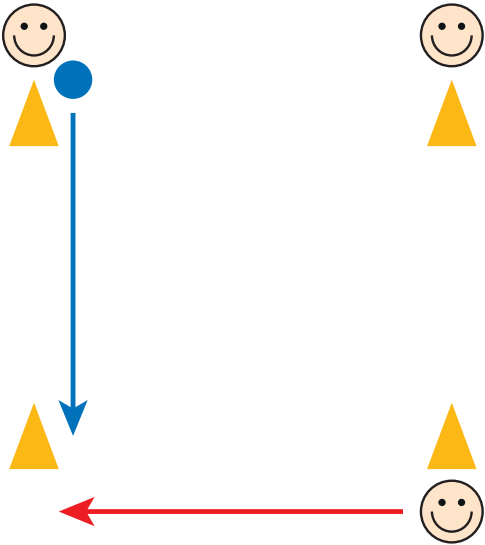


# RESOURCE CARD: NETBALL: YEAR 4

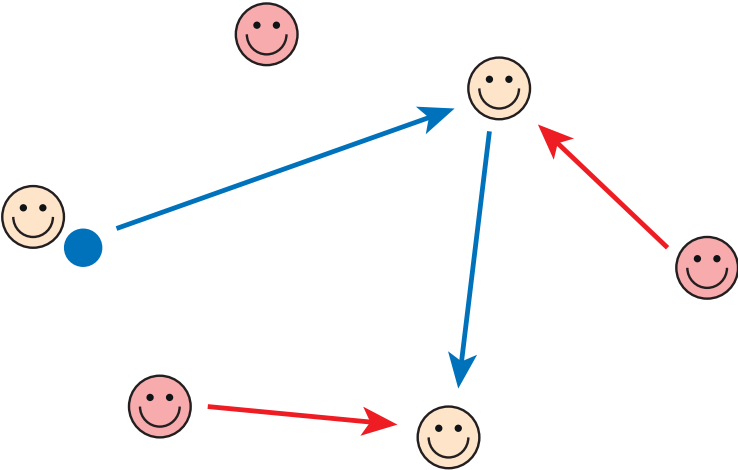
RELATES TO: WEEK 1

## MAIN LESSON: STICKY STEP



The player with the ball throws it towards the free cone, the closest player moves towards the ball and catches it.

## GAME / COMPETITION: 3 V 3



## KEY



Player



Ball



Where the player moves to



Where the ball moves to


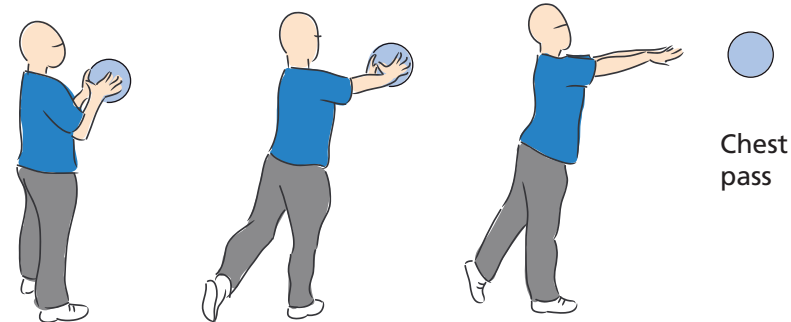


Cone

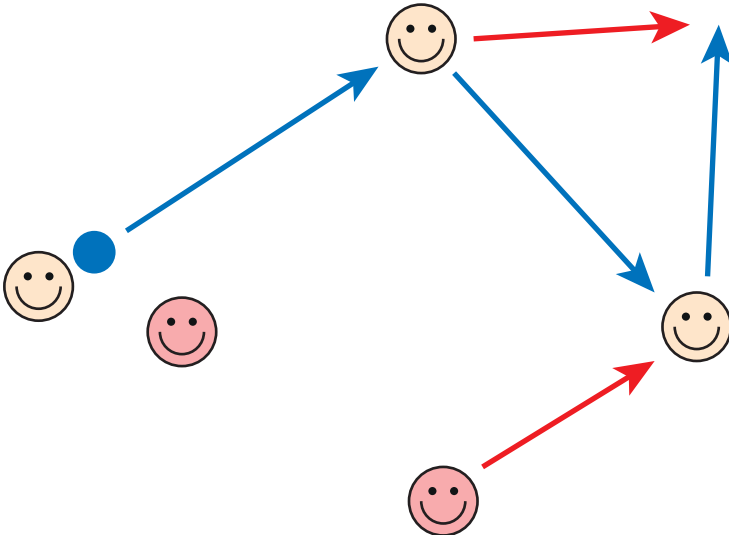
# RESOURCE CARD: NETBALL: YEAR 4

RELATES TO: WEEK 2

## MAIN LESSON: SHORT PASSING



## MAIN LESSON: 3 V 2, FIVE PASS



Try to complete five passes without the two defenders intercepting the ball.



## KEY

- Player
- Ball
- Where the player moves to
- Where the ball moves to

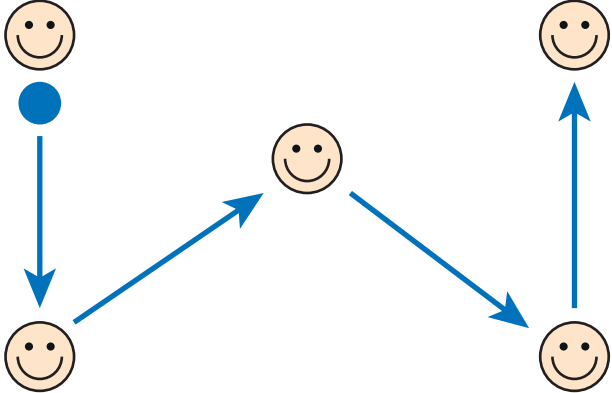
# RESOURCE CARD: NETBALL: YEAR 4

RELATES TO: WEEK 3

## MAIN LESSON: LONG PASSING



## GAME / COMPETITION: 'W' SHAPE RACE



### KEY



Player



Ball




Where the ball moves to


# RESOURCE CARD: **NETBALL:** YEAR 4

RELATES TO: **WEEK 4**

## MAIN LESSON: FEINT DODGE



The attacking player feints to go one way, to mislead the defender...



...and then goes back the other way to receive the ball.

### KEY



Where the player moves to




Where the ball moves to

# RESOURCE CARD: NETBALL: YEAR 4

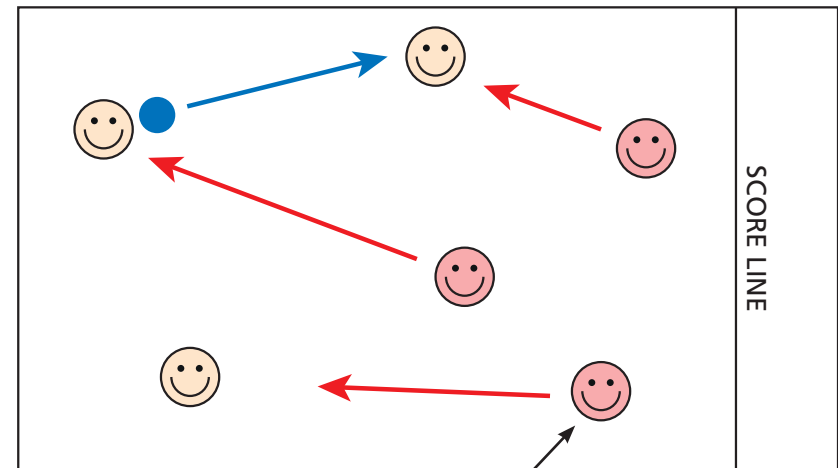
RELATES TO: WEEK 5

## MAIN LESSON: DEFENDING



The defender has to stay at least 1 metre away from the attacker with the ball.

## GAME / COMPETITION: 3 V 3



The defenders have to try and stop the attacking players from getting the ball into the score zone.

## KEY



Player



Ball



Where the ball moves to

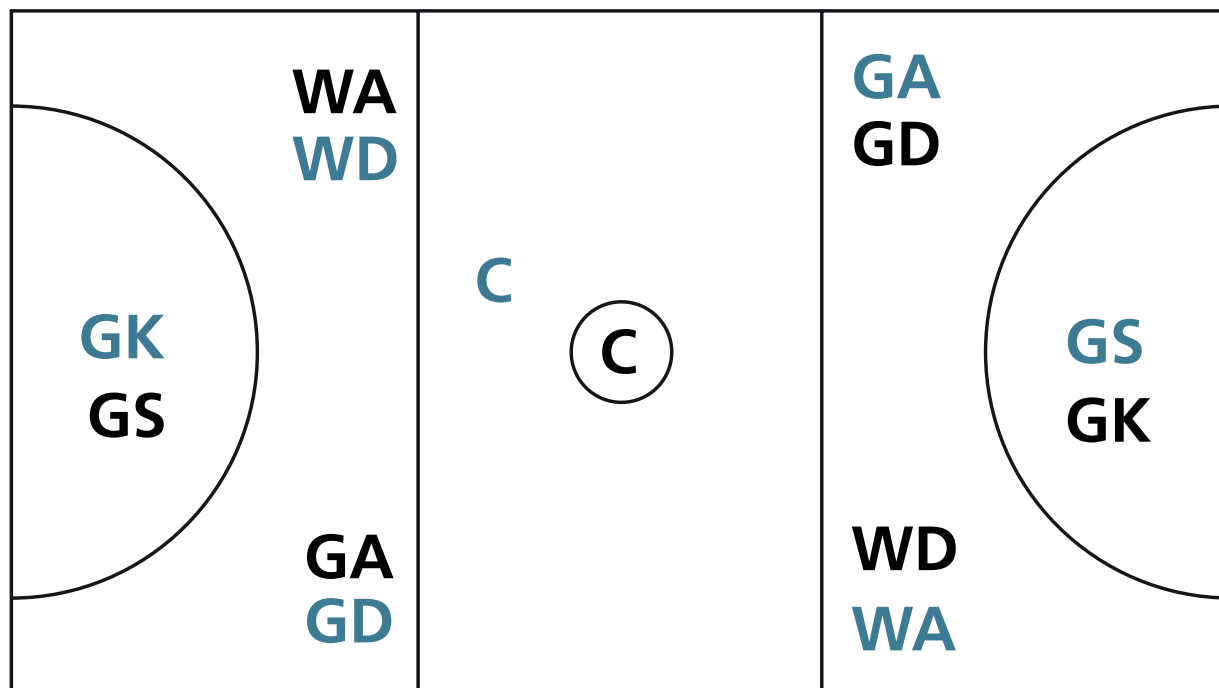


Where the player moves to

# RESOURCE CARD: **NETBALL:** YEAR 4

RELATES TO: **WEEK 6**

## WARM UP: POSITIONS IN NETBALL



# RESOURCE CARD: **NETBALL:** YEAR 4

RELATES TO: **WEEK 6**

## MAIN LESSON: SHOOTING TECHNIQUE

